VSUN
Innovative & Smart

VSUN415-144BMH

VSUN415-144BMH VSUN410-144BMH
VSUN405-144BMH VSUN400-144BMH

415W
Highest power output

20.36%
Module efficiency

12years
Material & Workmanship warranty

30years
Linear power output warranty

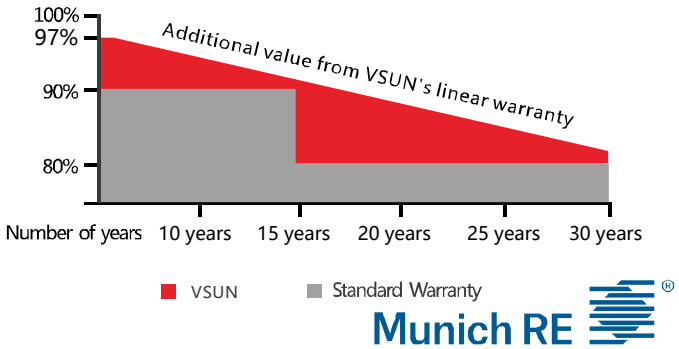



- PERC Cell Technology
- Higher output power
- Lower risk of micro-crack
- Positive tolerance offer
- Lower risk of hot spot
- Better shading tolerance
- Certified for salt/ammonia corrosion resistance
- Load certificates: wind to 2400Pa and snow to 5400Pa
- Lower LCOE

VSUN, a BNEF Tier-1 PV module manufacturer invested by Fuji Solar, has been committed to providing greener, cleaner and more intelligent renewable energy solutions. VSUN is dedicated to bringing reliable, customized and high-efficient products into various markets and customers worldwide

Engineered in Japan
www.vsun-solar.com

Electrical Characteristics at Standard Test Conditions(STC)

Module Type	VSUN415-144BMH	VSUN410-144BMH	VSUN405-144BMH	VSUN400-144BMH
Maximum Power - Pmax (W)	415	410	405	400
Open Circuit Voltage - Voc (V)	49	48.8	48.6	48.4
Short Circuit Current - Isc (A)	10.71	10.63	10.56	10.47
Maximum Power Voltage - Vmpp (V)	40.9	40.7	40.5	40.3
Maximum Power Current - Impp (A)	10.15	10.08	10.01	9.93
Module Efficiency	20.36%	20.12%	19.87%	19.63%

Standard Test Conditions (STC): irradiance 1,000 W/m²; AM 1,5; module temperature 25°C. Pmax Sorting : 0~5W. Measuring Tolerance: ±3%.

Remark: Electrical data do not refer to a single module and they are not part of the offer. They only serve for comparison among different module types.

Electrical Characteristics with different rear side power gain(reference to 410 front)

Pmax (W)	Voc (V)	Isc (A)	Vmpp (V)	Impp (A)	Pmax gain
431	48.80	11.16	40.70	10.58	5%
451	48.80	11.69	40.70	11.09	10%
491	48.90	12.76	40.60	12.10	20%
512	48.90	13.29	40.60	12.60	25%

Temperature Characteristics

NOCT	45°C(±2°C)
Voltage Temperature Coefficient	-0.26%/°C
Current Temperature Coefficient	+0.054%/°C
Power Temperature Coefficient	-0.32%/°C

Maximum Ratings

Maximum System Voltage [V]	1000/1500
Series Fuse Rating [A]	20
Bifaciality	70%±5%

Material Characteristics

Dimensions	2030×1004×35mm (L×W×H)
Weight	23.4kg
Frame	Silver anodized aluminum profile
Front Glass	High transparency,Antireflection coated,Semi-toughened safety glass,3.2mm
Cell Encapsulation	EVA (Ethylene-Vinyl-Acetate) or POE
Back Sheet	Transparent mesh backsheet
Cells	12×12 pieces bifacial monocrystalline solar cells series strings
Junction Box	IP68, 3 diodes
Cable&Connector	Potrait: 500 mm (cable length can be customized) , 1×4 mm 2 , compatible with MC4

Packaging

Dimensions(L×W×H)	2060×1125×1134mm
Container 20'	300
Container 40'	660
Container 40'HC	715

System Design

Temperature Range	-40 °C to + 85 °C
Withstanding Hail	Maximum diameter of 25 mm with impact speed of 23 m/s
Maximum Surface Load	5,400 Pa
Application class	class A

Dimensions



IV-Curves

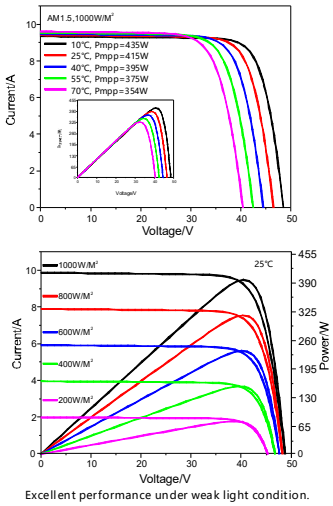

Excellent performance under weak light condition.